


PD190

DIAMOND CIRCULAR SAW BLADES DI-TECH PLUS

for asphalt wet cutting



APPLICATION:

- for asphalt wet cutting
- they are recommended to be used with cutting machines of rigid and solid construction, preferably of significant body mass to ensure stable, even and straight cut.
- taking into consideration long life and proper work of the saws the cutting off machines should be equipped with a cooling system (a container with a pump feeding the coolant under pressure)



| INDEX | INFO | PACK pcs. | PRICE eur/pcs. |
|-----------------|-------------------------------------|-----------|----------------|
| PD190-0350-0002 | DI-TECH Plus 350x25,4x3,2x2,2/18+3s | 1 | 155,00 |

Driver holes: 1x4/50 + 1x12/57

PD110

DIAMOND CIRCULAR SAW BLADES DI-TECH PLUS

for old concrete wet cutting



APPLICATION:

- for old concrete wet cutting
- they are recommended to be used with cutting machines of rigid and solid construction, preferably of significant body mass to ensure stable, even and straight cut.
- taking into consideration long life and proper work of the saws the cutting off machines should be equipped with a cooling system (a container with a pump feeding the coolant under pressure)


| INDEX | INFO | PACK pcs. | PRICE eur/pcs. |
|-----------------|-----------------------------------|-----------|----------------|
| PD110-0350-0001 | DI-TECH Plus 350x25,4x3,2x2,2/21s | 1 | 162,50 |

Driver holes: 1x4/50 + 1x12/57

PD115

DIAMOND CIRCULAR SAW BLADES DI-TECH PLUS

for fresh concrete wet cutting



APPLICATION:

- for fresh concrete wet cutting
- they are recommended to be used with cutting machines of rigid and solid construction, preferably of significant body mass to ensure stable, even and straight cut.
- taking into consideration long life and proper work of the saws the cutting off machines should be equipped with a cooling system (a container with a pump feeding the coolant under pressure)

| INDEX | INFO | PACK pcs. | PRICE eur/pcs. |
|-----------------|-------------------------------------|-----------|----------------|
| PD115-0350-0003 | DI-TECH Plus 350x25,4x3,2x2,2/24+4s | 1 | 162,50 |

Driver holes: 1x4/50 + 1x12/57

Prices do not include the delivery cost (prices quoted EX WORKS).

GLOBUS IN THE WORLD



Company: **Fabryka Pił i Narzędzi WAPIENICA Ltd.**

Address: 30 T. Regera st.; 43-382 Bielsko-Biała; Poland

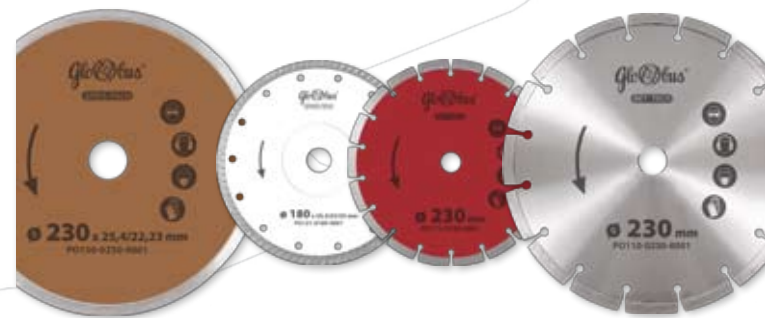
ph. / fax: +48 33 82 80 922 / +48 33 48 71 509

e-mail: eksport@wapienica.pl

www: www.globus-wapienica.eu

Sales Representation

...ostre narzędzia



Fabryka Pił i Narzędzi WAPIENICA Sp. z o.o., ul. T. Regera 30; 43-382 Bielsko-Biała, POLAND
tel.+48 33 828 08 00, fax. +48 33 487 15 01, www.globus-wapienica.eu, wapienica@wapienica.pl

DIAMOND CIRCULAR SAW BLADES
FOR POWER TOOLS

2012

PO110

SAW BLADES BET-TECH TYPE

for power tools



APPLICATION:

- saws are excellent for cutting of reinforced concrete
- special segments with high diamond concentration guarantee long saw blade life
- used in angle grinders and other high-speed constructional cutting devices

| INDEX | INFO | PACK | | PRICE |
|-----------------|------------------------|------|-----------|-------|
| | | pcs. | multipack | |
| PO110-0115-0001 | BET-TECH 115x22,23x7,5 | 1 | 10 | 19,30 |
| PO110-0125-0001 | BET-TECH 125x22,23x7,5 | 1 | 10 | 21,35 |
| PO110-0180-0001 | BET-TECH 180x22,23x7,5 | 1 | 10 | 29,85 |
| PO110-0230-0001 | BET-TECH 230x22,23x7,5 | 1 | 10 | 39,10 |

PO111

SAW BLADES CUT-TECH TYPE

for power tools



APPLICATION:

- higher segments with high diamond concentration guarantee long saw blade life
- special technology joining the diamond segment with disc enables maximal tool use
- used also for cutting of such materials as: concrete, cobblestone, clinkier brick, building ceramic (roofing tiles, bricks)
- used in angle grinders and other high-speed constructional cutting devices

| INDEX | INFO | PACK | | CENA |
|-----------------|-----------------------|------|-----------|-------|
| | | pcs. | multipack | |
| PO111-0115-0001 | CUT-TECH 115x22,23x10 | 1 | 10 | 10,15 |
| PO111-0125-0001 | CUT-TECH 125x22,23x10 | 1 | 10 | 11,20 |
| PO111-0230-0001 | CUT-TECH 230x22,23x10 | 1 | 10 | 23,75 |

PO121

SAW BLADES SPEED-TECH TYPE

for power tools



APPLICATION:

- super fast saw (thin disc) saws designed for dry and wet cutting ceramic wall tiles, marble, gres and building ceramic (wet cutting on appropriate table cut off machines)
- ultra thin diamond guarantees very low cutting resistance what results in better saw management in cutting material.

| INDEX | INFO | PACK | | PRICE |
|-----------------|------------------------------|------|-----------|-------|
| | | pcs. | multipack | |
| PO121-0115-0001 | SPEED-TECH 115x22,23x50 | 1 | 10 | 11,50 |
| PO121-0125-0001 | SPEED-TECH 125x22,23x50 | 1 | 10 | 13,10 |
| PO121-0180-0001 | SPEED-TECH 180x25,4/22,23x60 | 1 | 10 | 20,00 |
| PO121-0200-0001 | SPEED-TECH 200x25,4/22,23x60 | 1 | 10 | 26,40 |
| PO121-0230-0001 | SPEED-TECH 230x22,23/80 | 1 | 10 | 37,10 |

PO150

SAW BLADES GRES-TECH TYPE

for power tools



APPLICATION:

- special segments with high diamond concentration guarantee long saw blade life
- saws are excellent for cutting of hard materials like: gres, granite, marble
- used in angle grinders and other high-speed table cutting off machines

| INDEX | INFO | PACK | | CENA |
|-----------------|------------------------------|------|-----------|-------|
| | | pcs. | multipack | |
| PO150-0115-0001 | GRES-TECH 115x22,23x7,5 | 1 | 10 | 5,55 |
| PO150-0125-0001 | GRES-TECH 125x22,23x7,5 | 1 | 10 | 6,25 |
| PO150-0180-0001 | GRES-TECH 180x25,4/22,23x7,5 | 1 | 10 | 12,60 |
| PO150-0200-0001 | GRES-TECH 200x25,4/22,23x8,0 | 1 | 10 | 13,40 |
| PO150-0230-0001 | GRES-TECH 230x25,4/22,23x8,5 | 1 | 10 | 17,25 |

PO130

SAW BLADES CER-TECH TYPE

for power tools



APPLICATION:

- saws with continuous diamond rim
- saws designed for cutting ceramic wall tiles, glaze and teracotta tiles
- good cutting quality
- used in angle grinders and other high-speed constructional cutting devices

| INDEX | INFO | PACK | | PRICE |
|-----------------|-----------------------------|------|-----------|-------|
| | | pcs. | multipack | |
| PO130-0115-0001 | CER-TECH 115x22,23x7,5 | 1 | 10 | 5,85 |
| PO130-0125-0001 | CER-TECH 125x22,23x7,5 | 1 | 10 | 6,55 |
| PO130-0180-0001 | CER-TECH 180x25,4/22,23x7,5 | 1 | 10 | 12,20 |
| PO130-0230-0001 | CER-TECH 230x25,4/22,23x8,0 | 1 | 10 | 16,75 |

PO175

SAW BLADES GAL-TECH TYPE

for power tools



APPLICATION:

- continuous diamond rim with galvanic applied diamond
- saws with side rims protecting disc from too quick wear
- high quality of cut material
- saws designed for cutting of glass fabrics, plastics, laminates, polycarbonate boards etc.

| INDEX | INFO | PACK | | CENA |
|-----------------|------------------------|------|-----------|-------|
| | | pcs. | multipack | |
| PO175-0180-0001 | GAL-TECH 180x22,23x3,0 | 1 | 10 | 17,65 |